


Shareholding Pattern under Regulation 31 of SEBI (Listing Obligations and Disclosure Requirements) Regulations, 2015

1.	Name of Listed Entity: R.T. EXPORTS LIMITED
2.	Scrip Code/Name of Scrip/Class of Security: 512565
3.	Share Holding Pattern Filed under: Reg. 31(1)(c)
	a. If under 31(1)(b) then indicate the report for Quarter ending
	b. If under 31(1)(c) then indicate date of allotment/extinguishment
4.	Declaration: The Listed entity is required to submit the following declaration to the extent of submission of information:-

Sr. No.	Particulars	Yes*	No*
1	Whether the Listed Entity has issued any partly paid up shares?		No
2	Whether the Listed Entity has issued any Convertible Securities or Warrants?		No
3	Whether the Listed Entity has any shares against which depository receipts are issued?		No
4	Whether the Listed Entity has any shares in locked-in?		No
5	Whether any shares held by promoters are pledge or otherwise encumbered?		No
6	Whether company has equity shares with differential voting rights?		No

* If the Listed Entity selects the option 'No' for the questions above, the columns for the partly paid up shares, Outstanding Convertible



R.T. EXPORTS LIMITED

Table I - Summary Statement holding of specified securities

Category	Category of shareholder	Nos. of shareholders	No. of fully paid up Preference	No. of Partly paid-up Preference	No. of shares underlying E	Total nos. shares held	Sharehold ing as a % of total no. of	Number of Voting Rights held in each class			No. of Shares Underlyin g	Sharehold ing as a % assuming (VII)+(X) As a % of (A+B+C2)	Number of Locked in		Number of Shares		Number of Preference shares	
								No of Voting Rights					Total as a % of (A+B+C)	No. (a)	As a % of total Shares	No. (a)		As a % of total Shares
								Class eg: X	Class eg: Y	Total								
(I)	(II)	(III)	(IV)	(V)	(VI)	(VII) = (IV)+(V)+ (VI)	(VIII) As a % of (A+B+C2)	(IX)			(X)	(XI) = (VII)+(X) As a % of (A+B+C2)	(XII)	(XIII)	(XIV)			
(A)	Promoter & Promoter Group	2	1495415	0	0.0000	1495415	100.0000	1495415	0	1495415	100.0000	0	0	0	0	0		
(B)	Public	0	0	0	0.0000	0	0.0000	0	0	0	0.0000	0	0	0	0	0		
(C)	Non Promoter - Non Public	0	0	0	0.0000	0	0.0000	0	0	0	0.0000	0	0	0	0	0		
(C1)	Shares Underlying DRs	0	0	0	0.0000	0	0.0000	0	0	0	0.0000	0	0	0	0	0		
(C2)	Shares Held By Employee Trust	0	0	0	0.0000	0	0.0000	0	0	0	0.0000	0	0	0	0	0		
	Total	2	1495415	0	0	1495415	100	1495415	0	1495415	100	0	0	0	0	0		

2



R.T. Exports Limited

Table II - Statement showing shareholding pattern of the Promoter and Promoter Group

	Category & Name of the shareholders	PAN	Nos. of shareholders	No. of fully paid up equity shares held	Partly paid-up equity shares held	No. of shares underlying Depository Receipts	Total nos. shares held	Shareholding % calculated as per SCRR, 1957 As a % of (A+B+C2)	Number of Voting Rights held in each class of securities			Shares Underlying Outstanding convertible securities (including	g, as a % assuming full conversion of convertible securities (as a percentage	Number of Locked in shares		Number of Shares pledged or otherwise encumbered		Number of equity shares held in dematerialised form	
									No of Voting Rights					Total as a % of (A+B+C'	No. (a)	As a % of total Shares held(b)	No. (a)		As a % of total Shares held(b)
									Class eg: X	Class eg: Y	Total								
1	(I)	(II)	(III)	(IV)	(V)	(VI)	(VII) = (IV)+(V)+ (VI)	(VIII) As a % of (A+B+C2)	(IX)			(X)	(XI)= (VII)+(X) As a % of (A+B+C2)	(XII)		(XIII)		(XIV)	
	Indian																		
(a)	Individuals / Hindu Undivided Family		0	0	0	0	0	0.000%	0	0	0	0.00%	0	0	0	0.0000	0	0.0000	0
(b)	Central Government / State Government(s)		0	0	0	0	0	0.000%	0	0	0	0.00%	0	0	0	0.0000	0	0.0000	0
(c)	Financial Institutions / Banks		0	0	0	0	0	0.000%	0	0	0	0.00%	0	0	0	0.0000	0	0.0000	0
(d)	Any Other (Specify) - Company		2	1,495,415	0	0	1,495,415	100.000%	0	0	0	0.00%	0	0	0	0.0000	0	0.0000	0
	Kutch Warehouses Private Limited	AACCK5493L	1	795,415	0	0	795,415	53.190%	0	0	0	0.00%	0	0	0	0.0000	0	0.0000	0
	Neelkanth Realtors Private Limited	AAACA9796N	1	700,000	0	0	700,000	46.810%	0	0	0	0.00%	0	0	0	0.0000	0	0.0000	795415
	Sub Total (A)(1)		2	1,495,415	0	0	1,495,415	100.000%	0	0	0	0.00%	0	0	0	0.0000	0	0.0000	0
2	Foreign		0	0	0	0	0	0.000%	0	0	0	0.00%	0	0	0	0.0000	0	0.0000	0
(a)	Individuals (Non-Resident Individuals / Foreign Individuals)		0	0	0	0	0	0.000%	0	0	0	0.00%	0	0	0	0.0000	0	0.0000	0
(b)	Government		0	0	0	0	0	0.000%	0	0	0	0.00%	0	0	0	0.0000	0	0.0000	0
(c)	Institutions		0	0	0	0	0	0.000%	0	0	0	0.00%	0	0	0	0.0000	0	0.0000	0
(d)	Foreign Portfolio Investor		0	0	0	0	0	0.000%	0	0	0	0.00%	0	0	0	0.0000	0	0.0000	0
(e)	Any Other (Specify)		0	0	0	0	0	0.000%	0	0	0	0.00%	0	0	0	0.0000	0	0.0000	0
	Sub Total (A)(2)		0	0	0	0	0	0.000%	0	0	0	0.00%	0	0	0	0.0000	0	0.0000	0
	Total Shareholding Of Promoter And Promoter Group (A)= (A)(1)+(A)(2)		2	1,495,415	0	0	1,495,415	100.000%	1,495,415	0	1,495,415	100.00%	0	0	0	0.0000	0	0.0000	0

13



R.T. EXPORTS LIMITED

Table III - Statement showing shareholding pattern of the Public shareholder

Category & Name of the shareholders	PAN	Nos. of shareholders	No. of fully paid up equity shares held	Partly paid-up equity shares held	No. of shares underlying Depository Receipts	Total nos. shares held	Shareholding % calculated as per SCRR, 1957 As a % of (A+B+C2)	Number of Voting Rights held in each class of securities			Shares Underlying Outstanding convertible securities (including	ing. as a % assuming full conversion of convertible securities	Number of Locked in shares		Number of Shares pledged or otherwise encumbered		Number of equity shares held in dematerialised form	
								No of Voting Rights					Total as a % of (A+B+C)	No. (a)	As a % of total Shares held (b)	No. (a)		As a % of total Shares held (b)
								Class eq: X	Class eq: y	Total								
1						(VII) = (IV)+(V)+(VI)	(VIII) As a % of [A+B+C2]				(X)	(XI) = (VII)-(X) As a % of (A+B+C2)	(XII)	(XIII)	(XIV)			
(a) Institutions																		
(b) Mutual Fund			0	0	0	0	0	0	0	0	0	0	0.0000	NA	NA	0		
(c) Venture Capital Funds			0	0	0	0	0	0	0	0	0	0	0.0000	NA	NA	0		
(d) Alternate Investment Funds			0	0	0	0	0	0	0	0	0	0	0.0000	NA	NA	0		
(e) Foreign Venture Capital Investors			0	0	0	0	0	0	0	0	0	0	0.0000	NA	NA	0		
(f) Foreign Portfolio Investor			0	0	0	0	0	0	0	0	0	0	0.0000	NA	NA	0		
(g) Financial Institutions / Banks			0	0	0	0	0	0	0	0	0	0	0.0000	NA	NA	0		
(h) Insurance Companies			0	0	0	0	0	0	0	0	0	0	0.0000	NA	NA	0		
(i) Provident Funds/ Pension Funds			0	0	0	0	0	0	0	0	0	0	0.0000	NA	NA	0		
(j) Any Other (Specify)			0	0	0	0	0	0	0	0	0	0	0.0000	NA	NA	0		
Sub Total (B)(1)			0	0	0	0	0	0	0	0	0	0	0.0000	NA	NA	0		
2 Central Government/ State Government(s)/ President of India			0	0	0	0	0	0	0	0	0	0	0.0000	NA	NA	0		
Sub Total (B)(2)			0	0	0	0	0	0	0	0	0	0	0.0000	NA	NA	0		
3 Non-Institutions			0	0	0	0	0	0	0	0	0	0	0.0000	NA	NA	0		
(a) Individuals			0	0	0	0	0	0	0	0	0	0	0.0000	NA	NA	0		
i. Individual shareholders holding nominal share capital up to Rs. 2 lakhs.			0	0	0	0	0	0	0	0	0	0	0.0000	NA	NA	0		
ii. Individual shareholders holding nominal share capital in excess of Rs. 2 lakhs.			0	0	0	0	0	0	0	0	0	0	0.0000	NA	NA	0		
(b) NBFCs registered with RBI			0	0	0	0	0	0	0	0	0	0	0.0000	NA	NA	0		
(c) Employee Trusts			0	0	0	0	0	0	0	0	0	0	0.0000	NA	NA	0		
(d) Overseas Depositories(holding DRs) (balancing figure)			0	0	0	0	0	0	0	0	0	0	0.0000	NA	NA	0		
(e) Any Other (Specify)			0	0	0	0	0	0	0	0	0	0	0.0000	NA	NA	0		
Hindu Undivided Family			0	0	0	0	0	0	0	0	0	0	0.0000	NA	NA	0		
Non Resident Indians (Non Repat)			0	0	0	0	0	0	0	0	0	0	0.0000	NA	NA	0		
Non Resident Indians (Repat)			0	0	0	0	0	0	0	0	0	0	0.0000	NA	NA	0		
Clearing Member			0	0	0	0	0	0	0	0	0	0	0.0000	NA	NA	0		
Bodies Corporate			0	0	0	0	0	0	0	0	0	0	0.0000	NA	NA	0		
Sub Total (B)(3)			0	0	0	0	0	0	0	0	0	0	0.0000	NA	NA	0		
Total Public Shareholding (B) = (B)(1)+(B)(2)+(B)(3)			0	0	0	0	0	0	0	0	0	0	0.0000	NA	NA	0		



R. T. EXPORTS LIMITED

Table IV - Statement showing shareholding pattern of the Non Promoter- Non Public shareholder

Category & Name of the shareholders	PAN	Nos. of shareholders	No. of fully paid up equity shares	Partly paid-up equity shares	No. of shares underlying	Total nos. shares held	Shareholding % calculated as per	Number of Voting Rights held in each class			No. of Shares Underlying	Shareholding, as a % assuming	Number of Locked in		Number of Shares		Number of equity shares held in	
								No of Voting Rights Class eg: X	Class eg: y	Total			Total as a % of (A+B+C)	No. (a)	As a % of total Shares	No. (a)		As a % of total Shares
1 Custodian/DR Holder	(ii)	(iii)	(iv)	(v)	(vi)	0	0.0000	0	0	0.0000	0	0.0000	0	0.0000	NA	NA	0	
2 Employee Benefit Trust (under SEBI (Share based Employee Benefit) Regulations, 2014)		0	0	0	0	0	0.0000	0	0	0.0000	0	0.0000	0	0.0000	NA	NA	0	
Total Non-Promoter- Non Public Shareholding (C) = (C1)-(C2)		0	0	0	0	0	0.0000	0	0	0.0000	0	0.0000	0	0.0000	NA	NA	0	





Shareholding Pattern under Regulation 31 of SEBI (Listing Obligations and Disclosure Requirements) Regulations, 2015

1.	Name of Listed Entity: R.T. EXPORTS LIMITED
2.	Scrip Code/Name of Scrip/Class of Security: 512565
3.	Share Holding Pattern Filed under: Reg. 31(1)(c)
	a. If under 31(1)(b) then indicate the report for Quarter ending
	b. If under 31(1)(c) then indicate date of allotment/extinguishment
4.	Declaration: The Listed entity is required to submit the following declaration to the extent of submission of information:-

Sr. No.	Particulars	Yes*	No*
1	Whether the Listed Entity has issued any partly paid up shares?		No
2	Whether the Listed Entity has issued any Convertible Securities or Warrants?		No
3	Whether the Listed Entity has any shares against which depository receipts are issued?		No
4	Whether the Listed Entity has any shares in locked-in?		No
5	Whether any shares held by promoters are pledge or otherwise encumbered?		No
6	Whether company has equity shares with differential voting rights?		No


* If the Listed Entity selects the option 'No' for the questions above, the columns for the partly paid up shares, Outstanding Convertible



R.T. EXPORTS LIMITED

Table I - Summary Statement holding of specified securities


Category	Category of shareholder	Nos. of shareholders	No. of fully paid up Preference	No. of Partly paid-up Preference	No. of shares underlying	Total nos. shares held	Shareholding as a % of total no. of	Number of Voting Rights held in each class			No. of Shares Underlying	Shareholding, as a % assuming	Number of Locked in		Number of Shares		Number of Preference shares	
								No of Voting Rights					Total as a % of (A+B+C)	No. (a)	As a % of total Shares	No. (a)		As a % of total Shares
								Class eg: X	Class eg: Y	Total								
(A)	Promoter & Promoter Group					(VII) = (IV)+(V)+(VI)	(VIII) As a % of (A+B+C2)	(IX)			(X)	(XI) = (VII)-(X) As a % of (A+B+C2)	(XII)	(XIII)		(XIV)		
(B)	Public	0	0	0	0.0000	0	0.0000	0	0	0	0.0000	0	0	NA	NA	0		
(C)	Non Promoter - Non Public	0	0	0	0.0000	0	0.0000	0	0	0	0.0000	0	0	NA	NA	0		
(C1)	Shares Underlying DRs	0	0	0	0.0000	0	0.0000	0	0	0	0.0000	0	0	NA	NA	0		
(C2)	Shares Held By Employee Trust	0	0	0	0.0000	0	0.0000	0	0	0	0.0000	0	0	NA	NA	0		
	Total	0	0	0	0	0	0	0	0	0	0	0	0	0	0.0000	0		



R.T. Exports Limited

Table II - Statement showing shareholding pattern of the Promoter and Promoter Group


	Category & Name of the shareholders	PAN	Nos. of shareholders	No. of fully paid up equity shares held	Partly paid-up equity shares held	No. of shares underlying Depository Receipts	Total nos. shares held	Shareholding % calculated as per SCRR, 1957 As a % of (A+B+C2)	Number of Voting Rights held in each class of securities			Shares Underlying Outstanding convertible securities (including	, as a % assuming full conversion of convertible securities (as a percentage of diluted	Number of Locked in shares		Number of Shares pledged or otherwise encumbered		Number of equity shares held in dematerialised form	
									No of Voting Rights					Total as a % of (A+B+C)	No. (a)	As a % of total Shares held(b)	No. (a)		As a % of total Shares held(b)
									Class eg: X	Class eg: Y	Total								
1	(I)	(II)	(III)	(IV)	(V)	(VI)	(VII) = (IV)+(V)+(VI)	(VIII) As a % of (A+B+C2)	(IX)			(X)	(XI) = (VII)+(X) As a % of (A+B+C2)	(XII)	(XIII)	(XIV)			
(A)	Individuals / Hindu Undivided Family		0	0	0	0	0	0.000%	0	0	0	0.000%	0	0	0	0.0000	0	0.0000	0
(b)	Central Government / State Government(s)		0	0	0	0	0	0.000%	0	0	0	0.000%	0	0	0	0.0000	0	0.0000	0
(c)	Financial Institutions / Banks		0	0	0	0	0	0.000%	0	0	0	0.000%	0	0	0	0.0000	0	0.0000	0
(d)	Any Other (Specify)		0	0	0	0	0	0.000%	0	0	0	0.000%	0	0	0	0.0000	0	0.0000	0
	Sub Total (A)(1)		0	0	0	0	0	0.000%	0	0	0	0.000%	0	0	0	0.0000	0	0.0000	0
2	Foreign		0	0	0	0	0	0.000%	0	0	0	0.000%	0	0	0	0.0000	0	0.0000	0
(a)	Individuals (Non-Resident Individuals / Foreign Individuals)		0	0	0	0	0	0.000%	0	0	0	0.000%	0	0	0	0.0000	0	0.0000	0
(b)	Government		0	0	0	0	0	0.000%	0	0	0	0.000%	0	0	0	0.0000	0	0.0000	0
(c)	Institutions		0	0	0	0	0	0.000%	0	0	0	0.000%	0	0	0	0.0000	0	0.0000	0
(d)	Foreign Portfolio Investor		0	0	0	0	0	0.000%	0	0	0	0.000%	0	0	0	0.0000	0	0.0000	0
(e)	Any Other (Specify)		0	0	0	0	0	0.000%	0	0	0	0.000%	0	0	0	0.0000	0	0.0000	0
	Sub Total (A)(2)		0	0	0	0	0	0.000%	0	0	0	0.000%	0	0	0	0.0000	0	0.0000	0
	Total Shareholding Of Promoter And Promoter Group (A)= (A)(1)+(A)(2)		0	0	0	0	0	0.000%	0	0	0	0.000%	0	0	0	0.0000	0	0.0000	0



R.T. EXPORTS LIMITED

Table III - Statement showing shareholding pattern of the Public shareholder

Category & Name of the shareholders	PAN	Nos. of shareholders	No. of fully paid up equity shares held	Partly paid-up equity shares held	No. of shares underlying Depository Receipts	Total nos. shares held	Shareholding % calculated as per SCRR, 1957 As a % of (A+B+C2)	Number of Voting Rights held in each class of securities			Shares Underlying & Outstanding convertible securities (including	ing, as a % assuming full conversion of convertible securities	Number of Locked in shares		Number of Shares pledged or otherwise encumbered		Number of equity shares held in dematerialised form	
								No of Voting Rights					Total as a % of (A+B+C)	No. (a)	As a % of total Shares held(b)	No. (a)		As a % of total Shares held(b)
								Class eg: X	Class eg: y	Total								
(I)	(II)	(III)	(IV)	(V)	(VI)	(VII) = (IV)+(V)-(VI)	(VIII) As a % of (A+B+C2)	(IX)			(X)	(XI) = (VII)+(X) As a % of (A+B+C2)	(XII)	(XIII)		(XIV)		
1	Institutions																	
(a)	Mutual Fund		0	0	0	0	0	0	0	0	0	0	0	0	0	0	0	
(b)	Venture Capital Funds		0	0	0	0	0	0	0	0	0	0	0	0	0	0	0	
(c)	Alternate Investment Funds		0	0	0	0	0	0	0	0	0	0	0	0	0	0	0	
(d)	Foreign Venture Capital Investors		0	0	0	0	0	0	0	0	0	0	0	0	0	0	0	
(e)	Foreign Portfolio Investor		0	0	0	0	0	0	0	0	0	0	0	0	0	0	0	
(f)	Financial Institutions / Banks		0	0	0	0	0	0	0	0	0	0	0	0	0	0	0	
(g)	Insurance Companies		0	0	0	0	0	0	0	0	0	0	0	0	0	0	0	
(h)	Provident Funds/ Pension Funds		0	0	0	0	0	0	0	0	0	0	0	0	0	0	0	
(i)	Any Other (Specify)		0	0	0	0	0	0	0	0	0	0	0	0	0	0	0	
	Sub Total (B)(1)		0	0	0	0	0	0	0	0	0	0	0	0	0	0	0	
2	Central Government/ State Government(s)/ President of India																	
	Sub Total (B)(2)		0	0	0	0	0	0	0	0	0	0	0	0	0	0	0	
3	Non-Institutions																	
(a)	Individuals																	
	i. Individual shareholders holding nominal share capital up to Rs. 2 lakhs.		0	0	0	0	0	0	0	0	0	0	0	0	0	0	0	
	ii. Individual shareholders holding nominal share capital in excess of Rs. 2 lakhs.		0	0	0	0	0	0	0	0	0	0	0	0	0	0	0	
(b)	NBFCs registered with RBI		0	0	0	0	0	0	0	0	0	0	0	0	0	0	0	
(c)	Employee Trusts		0	0	0	0	0	0	0	0	0	0	0	0	0	0	0	
(d)	Overseas Depositories(holding DRs) (balancing figure)		0	0	0	0	0	0	0	0	0	0	0	0	0	0	0	
(e)	Any Other (Specify)		0	0	0	0	0	0	0	0	0	0	0	0	0	0	0	
	Hindu Undivided Family		0	0	0	0	0	0	0	0	0	0	0	0	0	0	0	
	Non Resident Indians (Non Repat)		0	0	0	0	0	0	0	0	0	0	0	0	0	0	0	
	Non Resident Indians (Repat)		0	0	0	0	0	0	0	0	0	0	0	0	0	0	0	
	Clearing Member		0	0	0	0	0	0	0	0	0	0	0	0	0	0	0	
	Bodies Corporate		0	0	0	0	0	0	0	0	0	0	0	0	0	0	0	
	Sub Total (B)(3)		0	0	0	0	0	0	0	0	0	0	0	0	0	0	0	
	Total Public Shareholding (B)= (B)(1)+(B)(2)+(B)(3)		0	0	0	0	0	0	0	0	0	0	0	0	0	0	0	



R.T. EXPORTS LIMITED

Table IV - Statement showing shareholding pattern of the Non Promoter- Non Public shareholder

Category & Name of the shareholders	PAN	Nos. of shareholders	No. of fully paid up equity shares	Partly paid-up equity shares	No. of shares underlying	Total nos. shares held	Shareholding % calculated as per	Number of Voting Rights held in each class			No. of Shares Underlying	Shareholding, as a % assuming	Number of Locked in		Number of Shares		Number of equity shares held in	
								No of Voting Rights Class eg: X	Class eg: y	Total			Total as a % of (A+B+C)	No. (e)	As a % of total Shares	No. (a)		As a % of total Shares
1							(VII) = (IV)+(V)+(VI)	(VIII) As a % of (A+B+C2)	(IX)	(X)	(XI) = (VI)+(X) As a % of (A+B+C2)	(XII)	(XIII)	(XIV)				
Custodian/DR Holder	(II)	0	0	0	0	0	0.0000	0	0	0	0.0000	0	0.0000	NA	NA	0		
2							0.0000	0	0	0	0.0000	0	0.0000	NA	NA	0		
Employee Benefit Trust (under SEBI (Share based Employee Benefit) Regulations, 2014)		0	0	0	0	0	0.0000	0	0	0	0.0000	0	0.0000	NA	NA	0		
Total Non-Promoter- Non Public Shareholding (C)= (C)(1)+(C)(2)		0	0	0	0	0	0.0000	0	0	0	0.0000	0	0.0000	NA	NA	0		

22



[Handwritten signature]



R. T. EXPORTS LTD

Annexure - VII

Pre and Post Arrangement Shareholding Pattern (Preference Shares of the Company)

Sr. No.	Description	Name of Shareholder	Company			
			Pre-arrangement		Post-arrangement	
			No. of shares	%	No. of shares	%
(A)	Shareholding of Promoter and Promoter Group					
1	Indian					
(a)	Individuals/ Hindu Undivided Family		0	0	0	0
(b)	Central Government/ State Government(s)		0	0	0	0
(c)	Bodies Corporate	Kutch Warehouses Private Limited	7,95,415	53.19%	0	0
		Neelkanth Realtors Private Limited	7,00,000	46.81%	0	0
(d)	Financial Institutions/ Banks		0	0	0	0
(e)	Any Others		0	0	0	0
	Sub Total(A)(1)		14,95,415	100.00%	0	0
2	Foreign					
(a)	Individuals (Non-Residents Individuals/Foreign Individuals)		0	0	0	0
(b)	Bodies Corporate		0	0	0	0
(c)	Institutions		0	0	0	0
(d)	Any Others		0	0	0	0
	Sub Total(A)(2)		0	0	0	0
	Total Shareholding of Promoter and Promoter Group (A)= (A)(1)+(A)(2)		14,95,415	100.00%	0	0
(B)	Public shareholding					
1	Institutions					
(a)	Mutual Funds/ UTI		0	0	0	0
(b)	Financial Institutions / Banks		0	0	0	0
(c)	Central Government/ State Government(s)		0	0	0	0
(d)	Venture Capital Funds		0	0	0	0
(e)	Insurance Companies		0	0	0	0
(f)	Foreign Institutional Investors		0	0	0	0
(g)	Foreign Venture Capital Investors		0	0	0	0





R. T. EXPORTS LTD

Sr. No.	Description	Name of Shareholder	Company			
			Pre-arrangement		Post-arrangement	
			No. of shares	%	No. of shares	%
	Sub-Total (B)(1)					
2	Non-institutions					
(a)	Bodies Corporate		0	0	0	
(b)	Individuals		0	0	0	
I	Individuals - i. Individual shareholders holding nominal share capital up to Rs 1 lakh		0	0	0	
II	ii. Individual shareholders holding nominal share capital in excess of Rs. 1 lakh.		0	0	0	
(c)	Any Other		0	0	0	
	Sub-Total (B)(2)		0	0	0	
(B)	Total Public Shareholding (B) = (B)(1)+(B)(2)		0	0	0	
	TOTAL (A)+(B)					
(C)	Shares held by Custodians and against which DRs have been issued		0	0	0	
	GRAND TOTAL (A)+(B)+(C)		14,95,415	100.00%	0	

For R.T. Exports Limited

Bhavik Bhimjyani
Director & CFO
DIN: 00160121



Date: 20.11.2018
Place: Mumbai