


**Shareholding Pattern under Regulation 31 of SEBI (Listing Obligations and Disclosure Requirements) Regulations, 2015**

1.	Name of Listed Entity: R.T. EXPORTS LIMITED
2.	Scrip Code/Name of Scrip/Class of Security: 512565
3.	Share Holding Pattern Filed under: Reg. 31(1)(b)
	a. If under 31(1)(b) then indicate the report for Quarter ending
	b. If under 31(1)(c) then indicate date of allotment/extinguishment
4.	Declaration: The Listed entity is required to submit the following declaration to the extent of submission of information:-

Sr. No.	Particulars	Yes*	No*
1	Whether the Listed Entity has issued any partly paid up shares?		No
2	Whether the Listed Entity has issued any Convertible Securities or Warrants?		No
3	Whether the Listed Entity has any shares against which depository receipts are issued?		No
4	Whether the Listed Entity has any shares in locked-in?		No
5	Whether any shares held by promoters are pledge or otherwise encumbered?		No
6	Whether company has equity shares with differential voting rights?		No


\* If the Listed Entity selects the option 'No' for the questions above, the columns for the partly paid up shares, Outstanding Convertible



**R. T. EXPORTS LIMITED**

**Table I - Summary Statement holding of specified securities**


Category	Category of shareholder	Nos. of shares	No. of fully paid up equity shares	No. of Party paid-up equity shares	No. of shares underlying	Total nos. shares held	Shareholding as a % of total no. of		Number of Voting Rights		No. of Shares Underlying	Shareholding as a % assuming (X) = (VI)+(X) As a % of (A+B+C2)	Number of Locked in		Number of Shares		Number of equity shares held in	
							(VII) = (W)+(V)+ (VI)	(VIII) As a % of (A+B+C2)	No. of Class eg. X	% of Total (A+B+C)			As a % of total Shares	As a % of total Shares	No. (a)	No. (e)		
(I)																		
(A)	Promoter & Promoter Group	(iii) 6	(iv) 3095877	(v) 0	(vi) 0.0000	3095877	71.0226	71.0226	3095877	71.0226	71.0226	0	0	0	0.0000	0.0000	3095877	(xiv)
(B)	Public	2204	1263123	0	0.0000	1263123	28.9774	28.9774	1263123	28.9774	28.9774	0	0	0	0.0000	0.0000	743125	
(C)	Non Promoter - Non Public				0.0000	0			0	0	0	0	0	0	0.0000	0.0000	0	
(C1)	Shares Underlying DRs	0	0	0	0.0000	0	0.0000	0	0	0	0	0	0	0	0.0000	0.0000	0	
(C2)	Shares Held By Employee Trust	0	0	0	0.0000	0	0.0000	0	0	0	0	0	0	0	0.0000	0.0000	0	
	<b>Total</b>	<b>2210</b>	<b>4359000</b>	<b>0</b>	<b>0</b>	<b>4359000</b>	<b>100</b>	<b>100</b>	<b>4359000</b>	<b>100</b>	<b>100</b>	<b>0</b>	<b>0</b>	<b>0</b>	<b>0.0000</b>	<b>0.0000</b>	<b>3839002</b>	



**R.T. Exports Limited**

**Table II - Statement showing shareholding pattern of the Promoter and Promoter Group**

Category & Name of the shareholders	PAN	(i)	(ii)	(iii)	(iv)	(v)	(vi)	(vii) = (vii)+(viii)-(vii)	Shareholding % calculated as per SCRR, 1957 As a % of (A+B+C) X	Number of Voting Rights held in each class of securities		Shares Underlying Outstanding convertible securities (including or diluted) (X)	as a % conversion of convertible securities as a percentage of diluted (VII)+(X) As a % of (A+B+C2)	Number of Locked in shares		Number of Shares pledged or otherwise encumbered		Number of equity shares held in dematerialised form. (XIV)
										No. of Voting Rights Class eg: X	Total Class eg: Y			No. (a)	As a % of total Shares held (b)	No. (a)	As a % of total Shares held (b)	
1																		
(a) Indian																		
Individuals / Hindu Undivided Family																		
Rashmi C Bhimyani																		
AGGP89612F		5	29,95,696	0	0	0	2995696	68.724%	2995696	0	68,724,3863	0	0.0000	0	0.0000	0	0.0000	2995696
Rakha R Bhimyani		1	17,56,527	0	0	0	1756527	40.297%	1756527	0	40,296,5681	0	0.0000	0	0.0000	0	0.0000	1756527
AAOP88686I		1	4,39,169	0	0	0	439169	10.075%	439169	0	10,074,9966	0	0.0000	0	0.0000	0	0.0000	439169
Bhavik R Bhimyani		1	6,30,050	0	0	0	630050	14.454%	630050	0	14,454,0065	0	0.0000	0	0.0000	0	0.0000	630050
N H Popat		1	11,200	0	0	0	11200	0.257%	11200	0	2,569,9972	0	0.0000	0	0.0000	0	0.0000	11200
ADFFP0268F		1	1,58,750	0	0	0	158750	3.642%	158750	0	3,641,89118	0	0.0000	0	0.0000	0	0.0000	158750
AAAHR1160E		0	0	0	0	0	0	0.000%	0	0	0	0	0.0000	0	0.0000	0	0.0000	0
Rashmi C. Bhimyani. HUF		0	0	0	0	0	0	0.000%	0	0	0	0	0.0000	0	0.0000	0	0.0000	0
Central Government / State Government(s)		0	0	0	0	0	0	0.000%	0	0	0	0	0.0000	0	0.0000	0	0.0000	0
Financial Institutions / Banks		0	0	0	0	0	0	0.000%	0	0	0	0	0.0000	0	0.0000	0	0.0000	0
Any Other (Specify) RT Agro Pvt Ltd.		1	1,00,181	0	0	0	100181	2.298%	100181	0	2,298,25754	0	0.0000	0	0.0000	0	0.0000	100181
AACCR3014Q		6	30,95,877	0	0	0	3095877	71.023%	3095877	0	71,022,6428	0	0.0000	0	0.0000	0	0.0000	3095877
Sub Total (A)(1)		6	30,95,877	0	0	0	3095877	71.023%	3095877	0	71,022,6428	0	0.0000	0	0.0000	0	0.0000	3095877
Foreign																		
Individuals (Non-Resident Individuals / Foreign Individuals)																		
Government																		
Institutions																		
Foreign Portfolio Investor																		
Any Other (Specify)																		
Sub Total (A)(2)																		
Total Shareholding Of Promoter And Promoter Group (A) = (A)(1)+(A)(2)		6	30,95,877	0	0	0	3095877	71.023%	3095877	0	71,022,6428	0	0.0000	0	0.0000	0	0.0000	3095877



**R.T. EXPORTS LIMITED**

**Table III - Statement showing shareholding pattern of the Public shareholder**

Category & Name of the shareholders	PAN	Nos. of shareholders	No. of fully paid up equity shares held	Partly paid-up equity shares held	No. of shares underlying Depository Receipts	Total nos. shares held (VII) = (IV)+(V)+(VI)	Shareholding % calculated as per SCRR, 1957 As a % of (A+B+C2)	Number of Voting Rights held in each class of securities		No. of Shares Underlying Outstanding convertible securities (including securities held by (XII) = (VII)+(X) As a % of (A+B+C2)	Number of Locked in shares		Number of Shares pledged or otherwise encumbered	Number of equity shares held in dematerialised form
								No of Voting Rights Class eg: X Class eg: Y Total	Total as a % of (A+B+C)		As a % of total Shares held(b)	As a % of total Shares held(b)		
(i)	(ii)	(iii)	(iv)	(v)	(vi)	(vii)	(viii) As a % of (A+B+C2)	(ix)	(x)	(xi)	(xii)	(xiii)	(xiv)	
1														
(a) Institutions														
(b) Mutual Fund		3	800	0	0	800	0.018352833	800	0	0.018352833	0	0.0000	NA	0
(c) Venture Capital Funds		0	0	0	0	0	0	0	0	0	0	0.0000	NA	0
(d) Alternate Investment Funds		0	0	0	0	0	0	0	0	0	0	0.0000	NA	0
(e) Foreign Venture Capital Investors		0	0	0	0	0	0	0	0	0	0	0.0000	NA	0
(f) Foreign Portfolio Investor		0	0	0	0	0	0	0	0	0	0	0.0000	NA	0
(g) Financial Institutions / Banks		0	0	0	0	0	0	0	0	0	0	0.0000	NA	0
(h) Insurance Companies		0	0	0	0	0	0	0	0	0	0	0.0000	NA	0
(i) Provident Funds/ Pension Funds		0	0	0	0	0	0	0	0	0	0	0.0000	NA	0
(j) Any Other (Specify)		0	0	0	0	0	0	0	0	0	0	0.0000	NA	0
(k) Sub Total (B)(1)		3	800	0	0	800	0.018352833	800	0	0.018352833	0	0.0000	NA	0
Central Government/ State Government(s)/ President of India														
2														
(a) Sub Total (B)(2)		0	0	0	0	0	0	0	0	0	0	0.0000	NA	0
3														
(a) Non-Institutions														
(b) Individuals														
(c) i. Individual shareholders holding nominal share capital up to Rs. 2 lakhs.		1947	547472	0	0	547472	12.55957788	547472	0	12.55957788	0	0.0000	NA	394684
ii. Individual shareholders holding nominal share capital in excess of Rs. 2 lakhs.		4	582726	0	0	582726	13.36834136	582726	0	13.36834136	0	0.0000	NA	246316
(d) Bhushan Karis	ALQPK2679A		183145	0	0	183145	4.20153705	183145	0	4.20153705	0	0.0000	NA	183145
(e) Gulshan Bai	AFNPKS765J		336410	0	0	336410	7.717595779	336410	0	7.717595779	0	0.0000	NA	0
(f) NBFCs registered with RBI		0	0	0	0	0	0	0	0	0	0	0.0000	NA	0
(g) Employee Trusts		0	0	0	0	0	0	0	0	0	0	0.0000	NA	0
(h) Overseas Depositories(holding DRs) (balancing figure)		0	0	0	0	0	0	0	0	0	0	0.0000	NA	0
(i) Any Other (Specify)		250	132125	0	0	132125	3.031085111	132125	0	3.031085111	0	0.0000	NA	102125
(j) Hindu Undivided Family		21	11414	0	0	11414	0.261849048	11414	0	0.261849048	0	0.0000	NA	11414
(k) Non Resident Indians (Non Repat)		8	2100	0	0	2100	0.048176187	2100	0	0.048176187	0	0.0000	NA	2100
(l) Non Resident Indians (Repatriate)		187	37780	0	0	37780	0.866712549	37780	0	0.866712549	0	0.0000	NA	10980
(m) Clearing Member		4	3961	0	0	3961	0.090869465	3961	0	0.090869465	0	0.0000	NA	3961
(n) Bodies Corporate		30	76870	0	0	76870	1.763477862	76870	0	1.763477862	0	0.0000	NA	75970
(o) Sub Total (B)(3)		2201	1262323	0	0	1262323	28.95900436	1262323	0	28.95900436	0	0.0000	NA	743125
Total Public Shareholding (B) = (B)(1)+(B)(2)+(B)(3)		2204	1263123	0	0	1263123	28.9775719	1263123	0	28.9775719	0	0.0000	NA	743125

**R.T. EXPORTS LIMITED**

**Table IV - Statement showing shareholding pattern of the Non Promoter- Non Public shareholder**

Category & Name of the shareholders	PAN	Nos. of shareholders	No. of fully paid up equity shares	Partly paid-up equity shares	No. of shares underlying	Total nos. shares held	Shareholding % calculated as per	Number of Voting Rights held in each class		No. of Shares Underlying	Shareholding % assuming	Number of Locked in		Number of Shares As a % of total Shares	Number of equity shares held in
								Class eg: X	Class eg: Y Total			No. (a)	As a % of total Shares		
1		(i)	(ii)	(iii)	(iv)	(v) = (iv)+(v)	(vi) As a % of (A+B+C)	(vii)+(viii)	(ix)	(x)	(xi) = As a % of (A+B+C)	(xii)	(xiii)	(xiv)	(xv)
Custodian/DR Holder		0	0	0	0	0	0.0000	0	0	0	0.0000	0	0.0000	NA	0
Employee Benefit Trust (under SEBI (Share based Employee Benefit) Regulations, 2014)		0	0	0	0	0	0.0000	0	0	0	0.0000	0	0.0000	NA	0
Total Non-Promoter- Non Public Shareholding (C)= (C)(1)+(C)(2)		0	0	0	0	0	0.0000	0	0	0	0.0000	0	0.0000	NA	0

